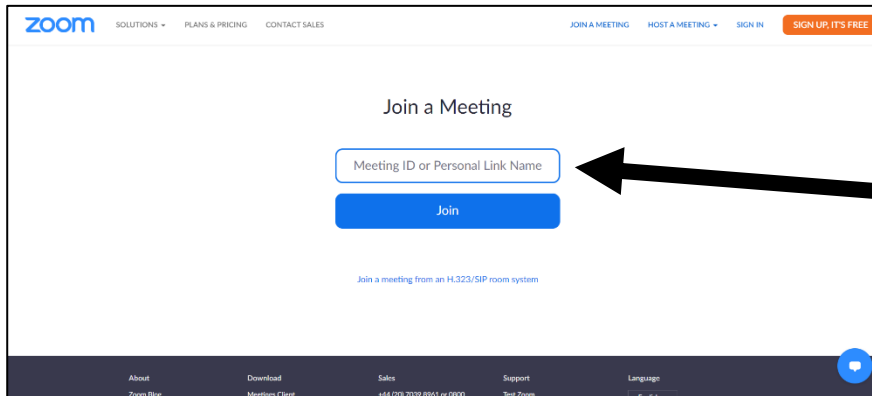


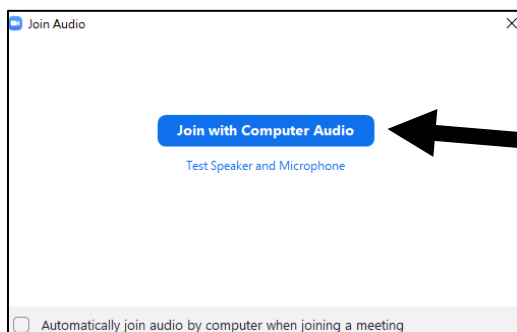
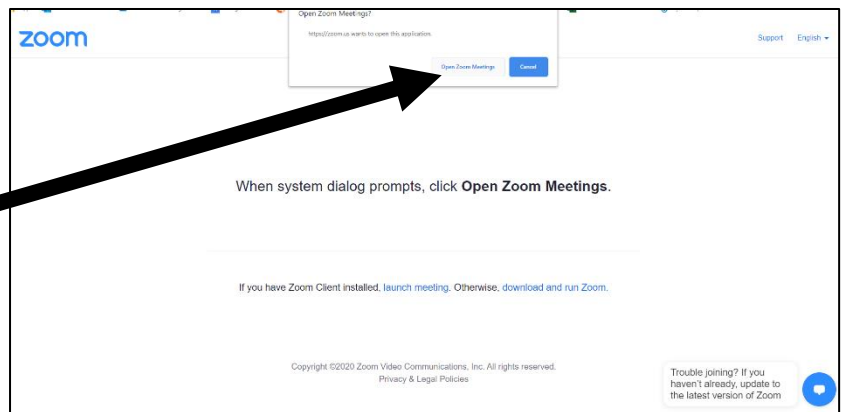
## Zoom – Instructions for joining a meeting

Before accessing a zoom lesson, you will need to have done the following things:

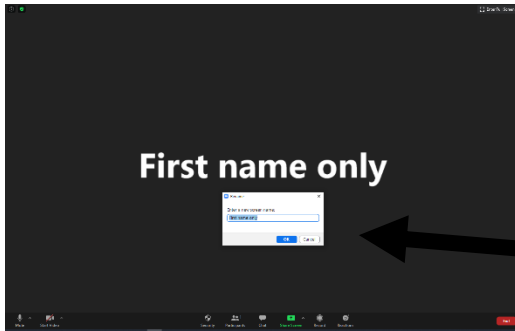
1. You need to download the zoom app to your device. This is free to do and you can find a download for every type of device here: <https://zoom.us/download>
2. You need to have checked on Class Dojo, and made a note of the lesson code for your child's year group.
3. You will also need the school meeting password from Class Dojo.



Select open zoom meeting

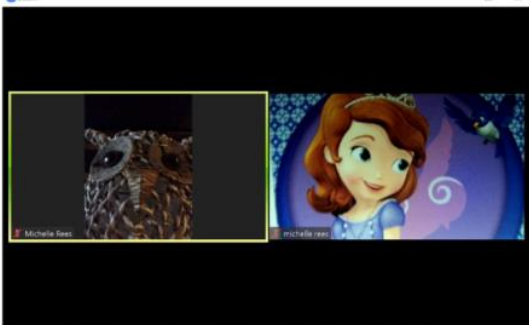


Select join with computer audio

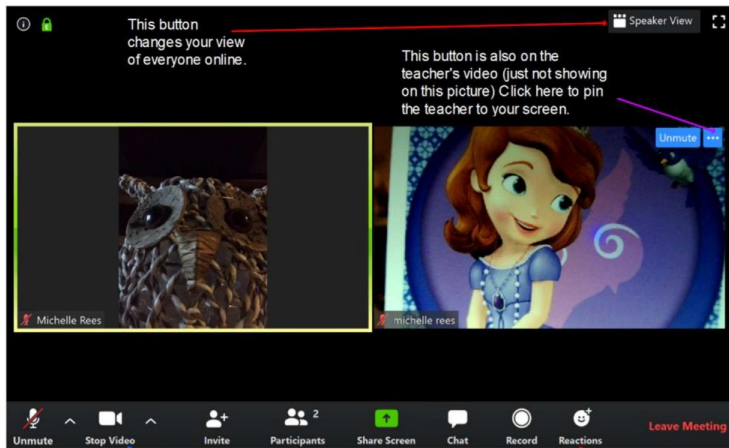


Please make sure you only put your first name in only

Welcome to the lesson.  
Teacher Owl is currently teaching pupil Princess.



Please note: The teacher will cancel the lesson if only 1 pupil logs in. No 1:1 lessons allowed.



Do **NOT** record the meeting

If you need any more help, please see the zoom website support pages (video tutorials available):

<https://support.zoom.us/hc/en-us>