

Year 1 Phonics Screening Meeting


Year 1 Phonics Screening Check

The phonics screening check is a statutory assessment for all children in Year 1. It was introduced in June 2012 and is designed to confirm whether individual children have learnt phonic decoding to an appropriate standard. It will check that your child can:

- Sound out and blend graphemes in order to read simple words.
- Read phonically decodable one-syllable and two-syllable words, e.g. cat, sand, windmill.

This year, the phonics screening check will take place the week commencing 12th June. If a child is absent that week, the check can be administered the following week.

Those who do not achieve the appropriate standard will receive support from the school to improve their reading skills and then will retake the phonics screening check the following year.



Read Write Inc.
Phonics

The Phonics Screening Check



0:06 / 1:58



<http://www.youtube.com/watch?v=LbKGLJPp6ww>

An example of the list of words

Practice sheet: Real words

in

at

beg

sum

Practice sheet: Pseudo words


ot



vap



osk



ect



An example of the recording sheet

2012

Year 1 Phonics

Screening check: Answer sheet

First name	
Last name	

Screening check responses: Please tick the appropriate box for each word. The use of the comment box is optional.

Section 1			
Word	Correct	Incorrect	Comment
plb			
vus			
yop			
alt			
dash			
chab			
poll			
queep			
atin			
proom			
sarps			
thend			
chip			
jazz			
farin			
thorn			
stop			
truck			
jump			
lords			

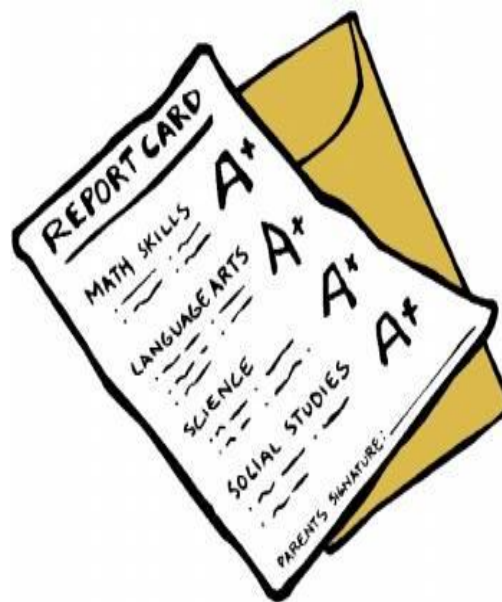
Section 2			
Word	Correct	Incorrect	Comment
kigh			
girst			
balm			
yune			
fiods			
groiks			
strom			
splew			
fair			
flute			
goat			
shine			
crept			
shrubs			
scrap			
stroke			
index			
turnip			
waiting			
portrait			

Total correct	
---------------	--

Previously the pass mark has been 32 out of 40. However, the 2023 pass mark will not be published until the end of June.

You will be informed whether your child has met the appropriate standard in the end of the year reports.

Schools must report pupil-level phonics screening check data to their LA but the results won't be published in a league table as with SATs.



How does Northborough Primary School prepare the children for the check?

Daily Phonics Sessions

A practise check is completed once every half term

Extra phonics with the children who require extra support

Regular homework tasks will be set

How You Can Help Your Child Prepare For The Check

Recap the phonics they have learnt in EYFS and Year 1.

There are some great videos online to support you with this:

https://www.youtube.com/watch?v=H-tpQPN7_XA

<https://vimeo.com/753933192/43104a30e0>



How Can You Help Your Child Prepare For The Check?

Play simple phonics word games

At the shop I will buy a... /m/ /a/ /p/ – map, a /b/ /e/ /d/ – bed, a /d/ /u/ /ck/ – duck. Encourage your child to join in with you after you have this modelled for them. Then say the sounds and ask your child to say the whole word.

Wizard's Magic River Prepare a box/tray with small objects or pictures from around the house (e.g. a peg, a bag, a cup, a pen). Say the words... *'Wizard, Wizard can we cross your magic river?'* Ask your child to repeat this to memorise the sentence. You are now the Wizard! Then they say the sentence to you and you reply saying the sounds in order e.g. ... *'only if you give me the ...'* /p/ /e/ /g/. Develop these games further by using word cards instead of objects so your child reads the words.

Play 'Speedy Speak'. Using the phonics screening practise sheets sent home, challenge your child to see how many they can read before the timer stops. Keep a note and next time tell them that you're going to see if they can beat their record!

There are also games you can play online www.phonicsplay.co.uk

How Can You Help Your Child Prepare For The Check?

Read to and with your child regularly – 2 lots of books

Complete the phonics homework sent home: Blending and reading words at home

Any questions?